


PARTS WASHING & DRYING

U-BEND CONVEYOR WASHERS



Model: PWRB18-48E-U

U-BEND CONVEYOR WASHERS



U-Bend Conveyor Washers are designed similarly to ALMCO's Inline Conveyor Washers and are constructed of stainless steel. The U-shape design allows for single operator use due to the parts discharging at the same side as they are fed into the machine. These washers are also a great option for use in an automated system where the direction of workflow needs to be changed. A continuous belt feeds parts through the wash, rinse, and dry chambers where any contaminants are removed.



Adjustable spray nozzles give you the ability to clean high-volume parts by a continuous, flow-through wash section with 360-degree part coverage.



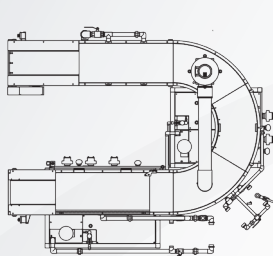
The blow-off section contains a powerful air blower to remove residual water from hard-to-reach spots on the part.

Standard Features:

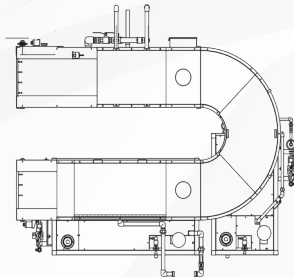
- Multiple process stages configured for your application
- Variable speed, stainless steel conveyance system
- Removable stainless-steel chip tray in wash
- Adjustable spray nozzles for 360-degree coverage
- Heated wash and rinse tanks.
- Automatic water and compound replenishment

Options:

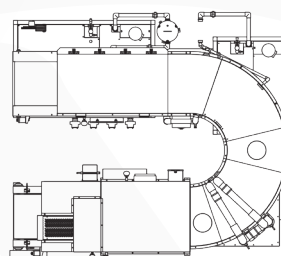
- Insulated wash and rinse tanks
- Vapor exhaust system
- Stainless steel filtration units
- Oil skimmer or coalescer
- Large variety of belt materials and widths
- PLC and touch screen controls
- Common belt sizes: 12", 18", and 24"
- Custom belt sizes available up to 36"
- UL 508A electrical controls



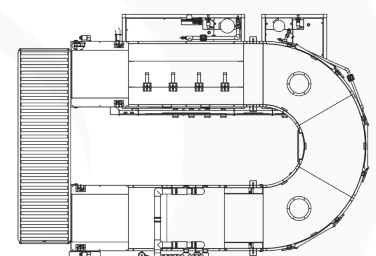
12



18



24



30

Specifications

Belt Width (In)	Standard Working Tunnel Height (In)	Standard Wash/Rinse (Gal)	Wash/Rinse HP	Standard Blow off HP
12	4-12	185/125	3/2	10
18	6-15	290/145	3/2	10
24	6-18	330/165	5/2	10
30	12-18	370/185	5/2	15
36 (Max)	12-18	410/205	5/2	15



VISIT US ON

